

Greenworks Admin Manual

Introduction

The purpose of this document is to provide the necessary information that an admin would require to access and engage in data-related operations for the project.

Scope

This manual will not explain front-end features that are primarily crafted for the end user. This document is intended to highlight the features that are solely relegated to the admin.

Contents

Login and Credential Validation..... 3

Layout of Admin Board 4

Adding a New Entry 5

Deleting an Entry..... 6


Editing an Entry 7

Initiating a Database Clean 9

Login and Credential Validation

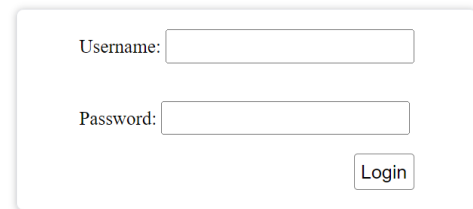
An admin will be unable to gain access to the database through the GUI if the admin does not have valid login credentials. The credentials will be compared to saved credentials in the database.

The admin must first navigate to the login screen by adding /admin.jsp to the base URL.

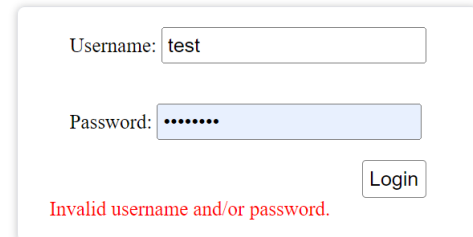
The admin must provide valid user credentials. The admin must press  the button.

If the credentials are not valid, then the admin will not login and the login box will display an 'Invalid username and/or password.' message on the bottom.

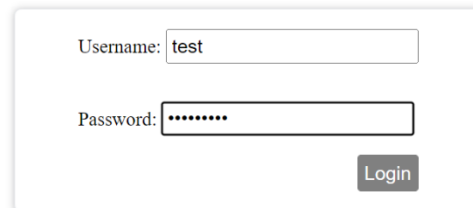
A successful login should take a few seconds at the most.



Empty login form with Username and Password fields and a Login button.



Login form with Username: test and Password: The Login button is disabled. A red message "Invalid username and/or password." is displayed below the form.



Login form with Username: test and Password: The Login button is highlighted in grey, indicating a successful login attempt.

Layout of Admin Board

After successful login, the admin will be presented with the admin panel. The panel consists of four sections:

Admin Panel – this section provides the admin with shortcuts to the various sections. Shortcuts are represented by buttons.

Add Location – this section is utilized by the admin to add new data points into the database.

Edit Location – this section is used to edit and delete existing points from the database.

Clean Database – this section is used to initiate the database cleaner. The database cleaner will remove events that are of a past date, and it will also remove pins that are not located within the city of Orlando.

Admin Panel

Welcome, admin.

Add Location
Edit Location
Logout

Add Location

Location Name:
Location Address:
Thumbnail:
Website Link:
Is this an event: ☐ Yes / ☒ No
Pillar:

Please select a pillar...

Subpillar:

None

Content:

Add!

Edit Location

EditDelete

Clean Database

Clean Database

This button will remove old events and redundant/problem entries from the database. Old events will be moved to the old_events table and redundant/problem entries will be moved to the problem_locations table.

Adding a New Entry

To add an entry, the admin must add the Location Name, Location Address, Thumbnail, Website Link, Event Date (if applicable), Pillar, Subpillar, and Content.

The Location Name can be virtually any format.

The Location Address must be in the following format: STREET ADDRESS, CITY, STATE ZIP CODE.

Location Address example: 1918 W Princeton St, Orlando, FL 32804

The Thumbnail should be the link to the image. The link should be a URL, for example:

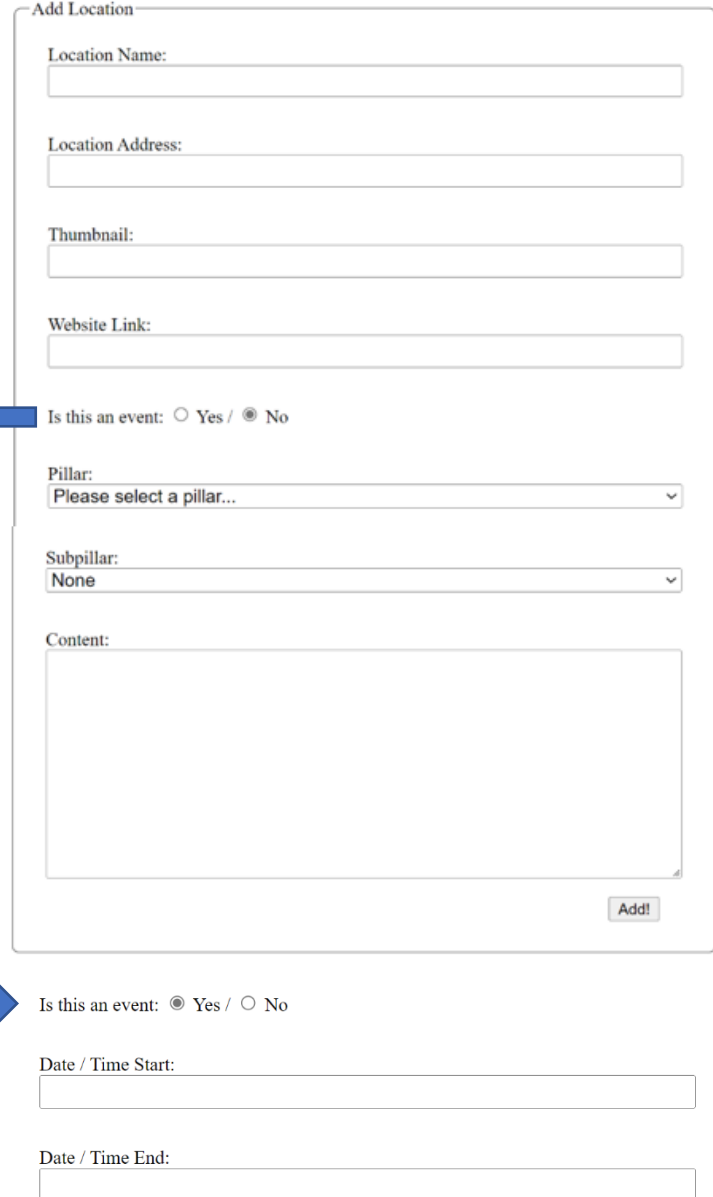
<https://google/image/test.png>

The Event Date is required if the data point is an event. Selecting Yes, will trigger the date selection interface to open. Specifying that the data point is an event and then selecting the date of the event is how the system identifies it as an event. A location without a date is simply a location. A location with a date is an event.

The admin should then select the Pillar and the corresponding Subpillar.

The admin must then add the content of the data point. The format of the content should be a single line.

Finally, the admin must press the **Add!** Button. If the entry has no errors, the entry should be added to the database very quickly, and the page will refresh. If an error has occurred, then the page will not refresh.



Add Location

Location Name:

Location Address:

Thumbnail:

Website Link:

Is this an event: ☐ Yes / ☒ No

Pillar:
 Please select a pillar...

Subpillar:
 None

Content:

Add!

Is this an event: ☒ Yes / ☐ No

Date / Time Start:

Date / Time End:

Deleting an Entry

The admin must navigate to the Edit Location section. Deleting an entry requires the admin to first find the entry to delete. It should be

observed that the entries are organized first in numerical (0-9) order and then in alphabetical (a-z) order.

Edit Location

4 Roots Co-Op - 1918 W Princeton St, Orlando, FL 32804
Edit
Delete

4 Roots Co-Op - 1918 W Princeton St, Orlando, FL 32804
Airport Lakes Park - 7098 Shadowridge Drive, Orlando, FL 32812
Al Coith Park - 901 Delaney Avenue, Orlando, FL 32806
Albert Park - 2400 Edgewater Drive, Orlando, FL 32804
Audubon Park Community Market - 1842 Winter Park Rd, Orlando, FL 32803
Big Tree Park - 930 N Thornton Avenue, Orlando, FL 32803
Bill Frederick Park At Turkey Lake - 3401 South Hiawassee Road, Orlando, FL 32835
Blankner Field - 2500 South Mills Avenue, Orlando, FL 32806
Blue Jacket Park - 2501 General Rees Avenue, Orlando, FL 32814
Cady Way Trail - Cady Way Trail, Orlando, FL 32803
Callahan Neighborhood Center - 101 North Parramore Avenue, Orlando, FL 32801
ChargePoint (Coulomb Technologies) - 5661 Windhover Dr, Orlando, FL 32819
ChargePoint (Coulomb Technologies) - 2599 Lucien Way, Maitland, FL 32751
ChargePoint (Coulomb Technologies) - 600 W Amelia St, Orlando, FL 32801
ChargePoint (Coulomb Technologies) - 600 W Amelia St, Orlando, FL 32801
ChargePoint (Coulomb Technologies) - 304 W Colonial Drive, Orlando, FL 32801
ChargePoint (Coulomb Technologies) - 2405 Lucien Way, Maitland, FL 32751
ChargePoint (Coulomb Technologies) - 99 E Marks St, Orlando, FL 32803
ChargePoint (Coulomb Technologies) - 1000 Legion Pl, Orlando, FL 32801
ChargePoint (Coulomb Technologies) - 1221 W Colonial Dr, Orlando, FL 32804
4 Roots Co-Op - 1918 W Princeton St, Orlando, FL 32804
Edit
Delete

For quick searching the admin should press the key that corresponds to the first initial of the data entry.

Finally, the admin may click the **Delete** button and the entry will be deleted. This operation should be performed almost instantly.

Edit Location

Park Lake Park - 723 Highland Avenue, Orlando, FL 32801
Edit
Delete

Editing an Entry

This section is most likely to be used by an admin for the purpose of conducting grammatical corrections.

Edit Location

4 Roots Co-Op - 1918 W Princeton St, Orlando, FL 32804

Edit Delete

The admin must navigate to the Edit Location section. Editing an entry requires the admin to first find the entry to edit. It should be observed that the entries are organized first in numerical (0-9) order and then in alphabetical (a-z) order. For quick searching the admin should press the key that corresponds to the first initial of the data entry.

Lizzie Rodgers Park - 2130 Long Street, Orlando, FL 32805
 Loch Haven Park - 777 E Princeton Street, Orlando, FL 32803
 Luminary Green Park - Creative Village, Orlando, FL 32801
 Mai Kai Condominiums ? Residents Only - 1935 S Conway Rd, Orlando, FL 32812
 Malibu Groves Park - 4664 Olivia Street, Orlando, FL 32811
 Mathews Park - 205 E Hazel Street, Orlando, FL 32804
 Mayor William Beardall Senior Center - 800 South Delaney Avenue, Orlando, FL 32801
 McCoy Community Park - 7945 Dowden Road, Orlando, FL 32827
 MCLEOD ROAD TRANSFER STATION - 5000 L.B. McLeod Road, Orlando, FL 32811
 Mitchell Nutter Park - 100 Bennet Road, Orlando, FL 32803
 Northwest Community Center - 3955 Wd Judge Dr, Orlando, FL 32808
 Northwest Community Center - 3955 Wd Judge Dr, Orlando, FL 32808
 Northwest Neighborhood Center - 3955 W D Judge Drive, Orlando, FL 32808
 Northwest Pool - 3955 W.D. Judge Drive, Orlando, FL 32808
 ORANGE COUNTY LANDFILL - 5901 Young Pine Road, Orlando, FL 32829
 Orlando Downtown Recreation Complex - 363 North Parramore Avenue, Orlando, FL 32801
 Orlando Farmers Market - 20 N Eola Dr, Orlando, FL 32801
 Orlando Skate Park - 400 Festival Way, Orlando, FL 32803
 Orlando Southeast Trail - Southeast Trail, Orlando, FL 32827
 Orlando Tennis Centre - 649 West Livingston Street, Orlando, FL 32801
 Orlando Tennis Centre - 649 West Livingston Street, Orlando, FL 32801

Edit Delete


Edit Location


Orlando Tennis Centre - 649 West Livingston Street, Orlando, FL 32801

Edit

After the admin selects the entry that has been targeted for editing, the admin will press the **Edit** button. When the edit button is pressed, the page will reload to an expanded Edit Location section. This behavior should be almost instant.

The expanded Edit Location section will look like the Add Location section, except the fields will all be populated.

The admin should verify that the section name is the correct name. The admin should visually verify that the data set is the correct data set. If the data set is not the data set the admin intended to edit, then the admin should click the  button.

From here, the admin may modify any of the fields. When the admin has finished implementing their changes, the admin will click the  button to have the changes saved.

Edit Location: Editing Orlando Tennis Centre

Location Name:
Orlando Tennis Centre

Location Address:
649 West Livingston Street, Orlando, FL 32801

Thumbnail:
<img src="https://github.com/EthanNValencia/EcoMapImageRepo/blob/mast



Website Link:
<https://www.orlando.gov/Parks-the-Environment/Directory>

Is this an event: ☐ Yes / ☒ No

Pillar:
Livability

Subpillar:
Iconic Parks and Neighborhood Centers

Content:
The Orlando Tennis Centre offers lighted clay and hard tennis courts for tennis players of all skill levels to enjoy.

Initiating a Database Clean

The final feature of the admin board is the Clean Database section. This section is used to remove data points that are not useful on the front-end of

Clean Database

Clean Database

This button will remove old events and redudant/problem entries from the database. Old events will be moved to the old_events table and redudant/problem entries will be moved to the problem_locations table.

the application. It will remove redundant data points, old events, and entries that do not have an Orlando-based address. This is an action that must be done manually. The system will not outright delete any data, but rather it will move problem data to another area in the database. The database clean is initiated by clicking the button. This action will likely take a few seconds to complete.

What are redundant data points? Redundant data points are data points that exist in the same location on the map.

What are old events? Old events are data points with a date that has passed the current date. For example, if the event happened yesterday, it is an old event.

What is an Orlando-based address? An Orlando based address is a full address that explicitly has Orlando in its name.